

## FISSATIVO ACRILICO 30 G

### Technical and Environmental DataSheet

**NAME:**

**FISSATIVO ACRILICO 30 G**

**TYPE:**

fixative for plasters, fiber cement, conglomerates

**USE:**

it makes uniform the absorption of very porous supports improving the final painting film making it well anchored to the treated support

**TECHNICAL DATA:**

**specific weight:** 1010 ± 30 gr/lt at 25°C (ISO 2811-1)

**viscosity** = = =

**yield:** 20 - 24 m<sup>2</sup>/LT on the product already diluted

(it may vary according to the roughness, surface absorption and application methods)

**aesthetic aspect:** = = =

**colours:** white

**packaging:** 1-4- lt.

**DRYING TIME:**

**on the surface:** 2 hours at 20°C




**overpainting** 8 hours at 20°C

**below the surface** 12 hours at 20 ° C

**CHARACTERISTICS AND RESISTANCE:**

consolidating plaster. Isolates and absorbs absorption, maximizes the yield and application productivity of the finishing product. Overpainted with any type of water-based paint.

**ENVIROMENTAL PERFORMANCES**

PERFORMANCES	STANDARD	VALUE	BRAND
ABSENCE OF DANGEROUS SUBSTANCES	-	FREE	
FORMALDEHYDE ISSUE RATE, X	JIS A 1902-3	X < 0.005 mg/m <sup>2</sup> h F*****	
VOC On product to use	Directive 2004-42-CE	max 15 g/L (Ue Limit 30 g/L) A/h Cat.	

**PREPARATION OF THE SURFACE:**

Cleaning from dust, scrape old poorly anchored paints, patch the damaged plaster, plaster and sand

**PREPARATION OF THE PRODUCT:**

**thinning** Fissativo Acrilico 30 G 1 parts  
Acqua potabile 5 parts

**APPLICATION:**

**system:** brush, roll or spray

**coats:** 1

**Application temperature:** superior to + 5°C and inferior to +30°C. Do not apply in direct sunlight or in windy conditions. Avoid days with high humidity or freezing surfaces.

**Storage:** make sure the can is tightly closed, even after use, at a temperature no lower than + 5°C and no higher than + 30°C.

**SC 00035**

**Stability:** approximately 2 years in well sealed and never opened can.

**NOTE:**

Mix carefully the product before use. Wash the tools soon after use with water and soap.

**Technical Sheet n. SC 00035 issued by the Control Quality Dpt. :**

**Edition n. 6**

**September 2022**