

OTTURAPORI OTB + CT45

Technical Sheet

NAME:

TYPE:

USE:

OTTURAPORI OTB + CT45



transparent, bi-component, water-based resin applied by roller for interiors specially formulated for the inside of shower cabinets and floors, for all surfaces which have direct contact with water within the VALPAIN I-BETON PLUS system. Guarantees completely water-repellent and cleanable surfaces.

CHARACTERISTICS:




specific weight: 1100 g/L at 20°C
viscosity: =800 Cps
coverage: 10-11 m²/kg with one coat (may vary depending on the roughness, porosity and absorption of the surface, and on the method of application)
aesthetic effect: glossy
colours: transparent
formats: 0.4 kg KIT - 1 kg KIT
surface-dry: 6 hours at 20°C
for painting over: 18-24 hours at 20°C
hard-dry: 48 hours at 20°C

DRYING TIMES:

CHARACTERISTICS AND RESISTANCE:

| PARAMETER | STANDARD | RESULT | MARKING |
|---|-------------|----------------------------------|---|
| SCRUB RESISTANCE (Loss of mass after 200 cycles) | ISO 11998 | <30 mg L=2.5 g/m ² | UNI EN ISO 11998  ABRASION |
| SHORE HARDNESS | ASTM D 2240 | 75 Shore D | ASTM D2240-15  SHORE D |

ENVIRONMENTAL PROPERTIES:

| | | | |
|---|----------------------|---|---|
| FREEDOM FROM DANGEROUS SUBSTANCES | - | FREE |  |
| FORMALDEHYDE EMISSION RATE, X | JIS A 1902-3 | X< 0.005mg/m ² h F**** |  |
| VOCs in the ready-for-use product (OTTURAPORI 100 + CT45) | Directive 2004/42/CE | Max. 50 g/L (EU limit 140 g/L) Cat. A/j |  |

PREPARATION OF THE PRODUCT:

catalysis: to be catalysed with CT45. Mix thoroughly with a spatula, making sure that the material stuck to the sides or at the bottom of the can is mixed into the centre so that it is completely blended in.

The pot-life may vary in line with temperature changes: it is shorter in environments with a high temperature and longer in environments with a low temperature. Therefore, when applying the product, it is good practice to make sure that its viscosity has not increased and that the can has not heated up.

APPLICATION CONDITIONS:

If either of these conditions is present, we recommend not applying the product but catalysing another instead.

Before catalysis, we recommend bringing the product to a temperature of 15-20°C, by warming the can with a hair dryer during the colder months or keeping it somewhere cool during warmer months.

Apply the product when the temperature of the room and of the support surface is between +15°C and +30°C, avoiding humid, rainy or foggy days with atmospheric humidity greater than 65%.

Make sure that the last coat of paint applied, over which the OTTURAPORI OTB + CT45 is to go, is perfectly dry with a surface humidity of less than 3%.

To make sure that humidity does not build up inside the room while the product is drying, we recommend using a dehumidifier suitable for the total volume of the space, potentially with a drainage pipe to convey the water into a specific container or outlet if the machine's tank becomes full. Spraying excessive quantities of water to smooth METEORE 14 prolongs drying times. If you have any doubts, always check that the humidity is below 3%.

APPLICATION:

system: PV 95 medium-pile wool roller

number of coats: 1

APPLICATION CYCLE:

Inside shower cabinets, and on all floors and surfaces which have direct contact with water, apply a thin layer of OTTURAPORI OTB + CT45 using a PV 95 medium-pile wool roller before the TOP COAT. Make sure that the temperature of the product, the room and the support surface is above 15°C and that relative humidity is below 65%. Wait for 18-24 hours at 20°C to ensure that the OTTURAPORI OTB dries completely. Then, sand with 400/500 grit sandpaper before using a PV 109 or PV 110 compact sponge roller to apply two or three coats of bi-component TOP COAT AR60 LUCIDO (glossy) or TOP COAT AR70 OPACO (matt).

After applying, in the areas most liable to have frequent contact with water (e.g. inside shower cabinets and around tap fittings), seal the outlet valves, mixer faucets and taps as well as the joints between walls and floors and any ceramic skirting, etc., with a clear silicone sealant.

N.B.: Before applying the product, watch the video tutorial carefully.

Application temperature: between +15°C and +30°C.

IMPORTANT: It is essential to respect the drying times in order to ensure the successful outcome of working with the VALPAINT I-BETON PLUS decorative system. The figures given in this catalogue, as well as in the relevant technical sheets, refer to standard, constant environmental conditions (Temperature of 20°C and Relative Humidity of 65%). Conditions other than those indicated may alter drying times, possibly significantly. Between the application of one coat and the next, always check that the relative humidity of the surface is under 3% by measuring it with the BM40 moisture measuring device for materials.

Storage: in a tightly closed tin, even after use, at temperatures between +10°C and +30°C. Cans containing any uncatalysed product should be resealed immediately in order to avoid the absorption of humidity or carbon dioxide.

Stability: approx. 1 year in a properly sealed, never-opened container.

NOTES: Mix thoroughly before use. Wash tools immediately after use with ethyl alcohol.

Technical Sheet No. SC 00312, issued by the Quality Control Manager:

Edition 1

December 2022