

## TOP COAT AR70 OPACO + CT80




### Technical and Environmental Sheet

<b><u>NAME:</u></b>	<b>TOP COAT AR70 OPACO + CT80</b>
<b><u>TYPE:</u></b>	trasparent bi-component finish with a matt effect
<b><u>USE:</u></b>	specially formulated to give an even, matt final effect capable of resisting chemical agents. Suitable for both walls and floors, on the systems of the VALPAIN E-VOLUTION, VALPAIN I-BETON and VALPAIN I-BETON PLUS lines.
<b><u>CHARACTERISTICS:</u></b>	<p><b>specific weight:</b> 1,042 ± 30 g/L at 20°C (ISO 2811-1)</p> <p><b>coverage:</b> 12-20 m<sup>2</sup>/kg with two coats on Gel EP40 + CT50 7-9 m<sup>2</sup>/kg with two coats on Meteore 12 and on Meteore 14 Medio or Fine 5.5-6.5 m<sup>2</sup>/kg with three coats on Meteore 12 and/or on Meteore 14 Medio or Fine (may vary depending on the roughness, porosity and absorption of the surface, and on the method of application)</p> <p><b>aesthetic effect:</b> matt</p> <p><b>colours:</b> colors from the Top Coat catalog obtainable by coloring the product with the Valclone tinting system.</p> <p><b>formats:</b> 0.4 kg KIT - 1 kg KIT - 3.3 kg KIT</p> <p><b>dust-free:</b> 20 minutes</p> <p><b>surface-dry:</b> 1 hour at 20°C</p> <p><b>for painting over:</b> 6-8 hours at 20°C</p> <p><b>for public access:</b> 48 hours at 20°C</p>
<b><u>DRYING TIMES:</u></b>	

**Drying times for the VALPAIN I-BETON system:** the entire system hardens after 7 days at 20°C and reaches optimal resistance to static loads after 28 days.

**ATTENTION:** the drying times for VALPAIN I-BETON and VALPAIN I-BETON PLUS products are essential to ensure the successful outcome of the project. Those given in the relevant technical sheets refer to standard, constant environmental conditions (T=20°C and Relative Humidity RH=65%). Conditions other than those indicated may alter drying times, possibly significantly. If in doubt, wait at least 24-36 hours between the application of one layer and the next, in order to ensure complete drying.

### CHARACTERISTICS AND RESISTANCE:



PARAMETER	STANDARD	RESULT	MARKING
RESISTANCE TO WASHING	UNI 10560	>20,000 cycles	UNI 10560  <b>WASHABILITY</b>
PENCIL HARDNESS	ASTM D3363	H - HB	ASTM D3363-05  <b>HARDNESS</b>
IMPACT RESISTANCE	-	1 kg, h = 100 cm no cracking on GEL EP40 + CT50 or on Meteore 12 2 kg, h = 100 cm no cracking on Meteore 14	ISO 6272-2  <b>IMPACT</b>

## SC 00285

PARAMETER	STANDARD	RESULT	MARKING
GLOSS	EN ISO 2813	max. 5 GU on a smooth surface	-
QUVB 1000h	ISO 11507	Gloss loss of < 10%	-

\*the Gloss measurement may vary depending on the roughness, colour, and general reflectiveness of the surface. The values indicated in the table were measured in a laboratory on standard surfaces.

### ENVIRONMENTAL PROPERTIES:

PARAMETER	STANDARD	RESULT	MARKING
FREEDOM FROM DANGEROUS SUBSTANCES	-	FREE	
FORMALDEHYDE EMISSION RATE, X	JIS A 1902-3	X<0.005mg/m2h F*****	

### PREPARATION OF THE SUPPORT SURFACE:

Always clean, degrease and sand to eliminate anything that may cause detachment. Then wash with water and suitable soaps or other specific products based on the type of support to be treated. DO NOT APPLY in case of rising damp or over paints and coatings that have not completely dried.

### PREPARATION OF THE PRODUCT:

**coloring:** in case of coloring use Valclone tintometric system.. Once the colouring has been added, the product must be mixed carefully, until it is perfectly blended.

**catalysis:** to be catalysed with CT80

Top Coat AR70 should be catalysed with CT80, mixing thoroughly with a spatula and making sure that the material stuck to the sides of the can is mixed into the centre so that it is completely blended in. The CT80 catalyst is very sensitive to humidity, so once the can has been opened it must be used completely or closed with great care. They must be applied within 1 hour of mixing, during which they should be at 20°C.

### APPLICATION:

**system:** sponge roller, mohair wool roller, by brush or by spray  
**number of coats:** 2 – 3

### APPLICATION CYCLE:

The Top Coat can be applied by brush, roller or spray, on various supports such as: wood, mdf, parquet, stainless steel, plasterboard and iron (after adequate treatment with excellent quality anti-rust).

Between the first and second coat of TOP COAT wait 6 - 8 hours at 20°C and do not exceed 24 hours. The pot-life in jars is 1-1.5 hours at 20°C and with higher temperatures, the catalysis time is reduced.

On surfaces decorated with GEL EP40, use the compact sponge roller PV 109 or 110 to apply the TOP COAT after having adequately prepared the support including sanding.

## SC 00285

When the support has been treated with METEORE 14 or already has the TOP COAT, the PV 31 Mohair wool roller must be used and even in these cases the surface must be adequately prepared and sanded.

**FOR VALPAIN E-VOLUTION with a marbled or other decorative effect:** to make the surface more even while retaining the final matt effect, wait 18-24 hours at 20°C to make sure that the Gel EP40 has solidified. Then, sand with 400/500 grit sandpaper — only on the areas with lumps and imperfections — before using a PV 109 or 110 compact sponge roller to apply two coats of bi-component Top Coat AR70 Opaco (matt). Always wait 6-8 hours at 20°C between the first and second coats. In any case, do not wait longer than 24 hours at 20°C.

**FOR VALPAIN E-VOLUTION with a smooth effect:** After waiting 12 hours at 20°C from the application of Meteore 12, use a PV 31 mohair wool roller to apply two coats of Top Coat AR70 Opaco (matt). Always wait 6-8 hours at 20°C between the first and second coats. In any case, do not wait longer than 24 hours at 20°C.

**FOR VALPAIN I-BETON:** After waiting 12 hours at 20°C from the application of Meteore 14 Medio or Fine, clean the surface of any lumps and dust before finishing the decoration with Top Coat AR70 Opaco to obtain a waterproof, matt final effect. Use a PV 31 mohair wool roller to apply two or three coats of Top Coat AR70 Opaco (matt). Wait 6-8 hours at 20°C between the first and second coats. In any case, do not wait longer than 24 hours at 20°C.

**FOR VALPAIN I-BETON PLUS:** After 24 hours at 20°C from the application of Otturapori, sand with 220/300 grit sandpaper before using the PV 31 mohair wool roller again to apply two coats of TOP COAT AR70 Opaco (matt). Both TOP COATS are bi-component and must be catalysed with CT80 and thoroughly mixed.

They must be applied within 1-1,5 hour of mixing, during which they should be at 20°C. Wait for 6-8 hours at 20°C between one coat and the next, but do not exceed 24 hours at 20°C as then the surface would need to be sanded to ensure adequate adherence.

After applying, in the areas most liable to have frequent contact with water (e.g. inside shower cabinets and around tap fittings), seal the outlet valves, mixer faucets and taps as well as the joints between walls and floors and any ceramic skirting, etc., with a clear silicone sealant.

**Application temperature:** between +5°C and +30°C.

**Storage:** in a tightly closed tin, even after use, at temperatures between +5°C and +30°C.

**Stability:** approx. 1 year in a properly sealed, never-opened container.

**NOTES:** Mix very well before use. Wash tools immediately after use with ethyl alcohol or water.

The shades can vary from those shown in the catalogue by 15% to 20%, and also between one batch and another.

If the batches are different, finish the work in one corner, then mix the remaining and new material in a large container before continuing with the application.

**Technical Sheet No. SC 00285, issued by the Quality Control Manager:  
Edition 5 January 2023**